

RevID	Change Name	Date
A	INITIAL REVISION	JULY 2019


M.G. BJORNSSON
 sivil arkitekt MNAL-FAI

5 CASSANDRA STREET BRISBANE 4123
 magnus@goevolve.com.au
 0434 199 011

MODULAR FRAMING SYSTEM
45° CONNECTION

BUILDER:

PATENT No. ZL 2014 1 0041096.6
UNORTHORISED USE OF THESE PLANS CONSTITUTES A BREACH OF THE COPYRIGHT ACT AND MAKES YOU LIABLE FOR SIGNIFICANT DAMAGES.
ALL DRAWINGS ARE COPYRIGHT OF MAGNUS G. BJORNSSON AND MAY NO BE USED OR MODIFIED WITHOUT WRITTEN AUTHORITY

DRAWING NAME
FRAME MODULES

DRAWN: **MW** DATE: **2019 07**

SCALE:
1:50, 1:5

DRAWING No. **020719-01** REVISION **A**

NOTE:
FOR ALL MODULE & COMPONENT CONNECTION DETAILS REFER TO **UMBS CONNECTION MANUAL DET01**

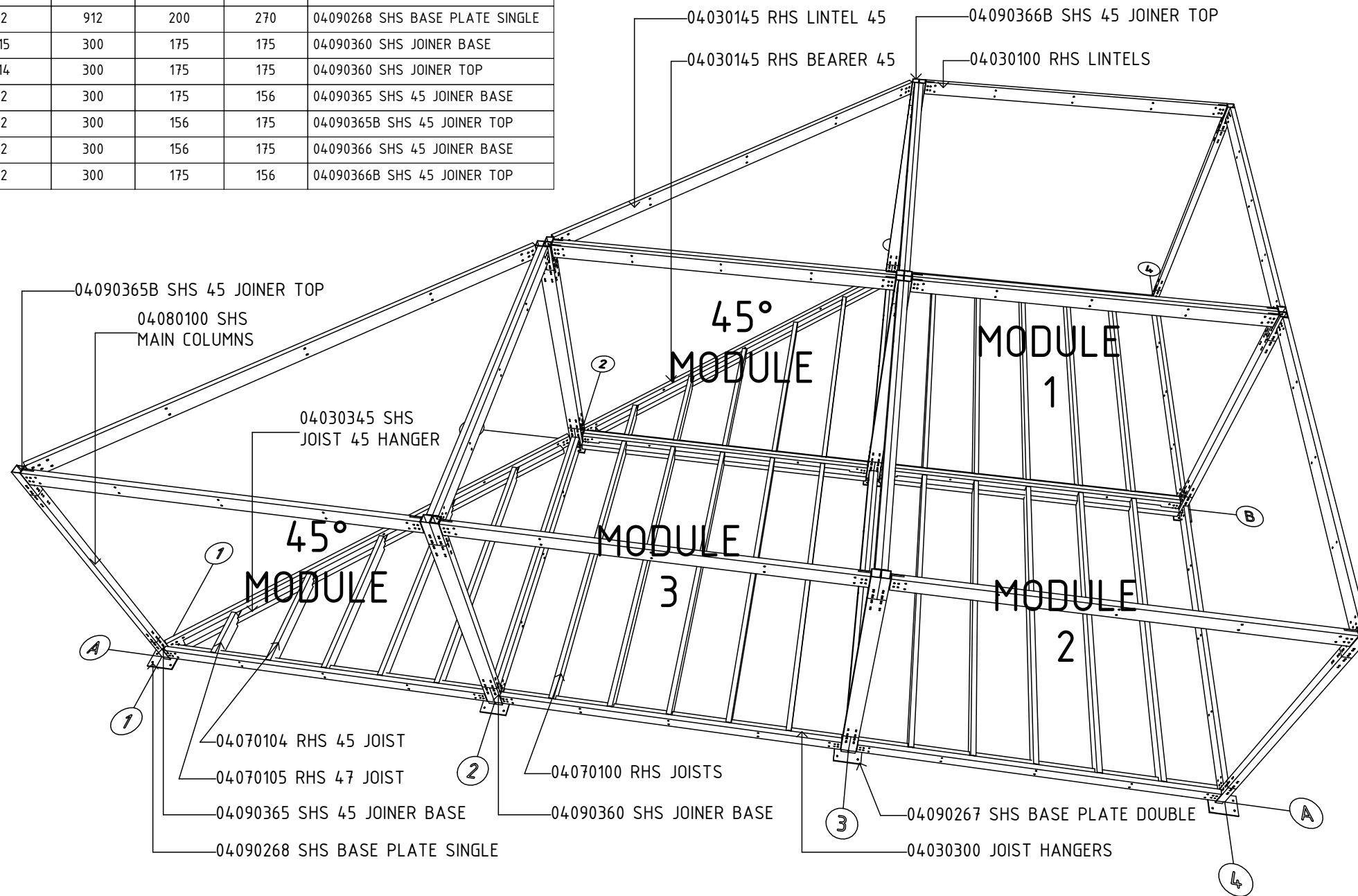
ALL JOISTS ARE SPACED 600 CENTERS

COMPONENT PARTS					
COMPONENT No.	QUANTITY	HEIGHT	WIDTH	LENGTH	COMPONENT DESCRIPTION
04030100	16	150	50	3 440	04030100 RHS BEARERS
04030100	16	150	50	3 440	04030100 RHS LINTELS
04030145	2	150	50	4 875	04030145 RHS BEARER 45
04030145	2	150	50	4 875	04030145 RHS LINTEL 45
04030300	8	75	75	3 440	04030300 JOIST HANGERS
04030345	2	75	75	4 590	04030345 SHS JOIST 45 HANGER
04050100	4	900	65	65	04050100 SHS TOP POSTS
04070100	15	150	50	3 490	04070100 RHS JOISTS
04070101	2	150	50	2 895	04070101 RHS 45 JOIST
04070102	2	150	50	2 295	04070102 RHS 45 JOIST
04070103	2	150	50	1 695	04070103 RHS 45 JOIST
04070104	2	150	50	1 095	04070104 RHS 45 JOIST
04070105	2	150	50	495	04070105 RHS 47 JOIST
04080100	18	2 400	75	75	04080100 SHS MAIN COLUMNS
04090265	1	912	200	270	04090265 SHS BASE PLATE QUAD
04090266	1	912	200	270	04090266 SHS BASE PLATE TRIPLE
04090267	4	912	200	270	04090267 SHS BASE PLATE DOUBLE
04090268	2	912	200	270	04090268 SHS BASE PLATE SINGLE
04090360	15	300	175	175	04090360 SHS JOINER BASE
04090360B	14	300	175	175	04090360 SHS JOINER TOP
04090365	2	300	175	156	04090365 SHS 45 JOINER BASE
04090365B	2	300	156	175	04090365B SHS 45 JOINER TOP
04090366	2	300	156	175	04090366 SHS 45 JOINER BASE
04090366B	2	300	175	156	04090366B SHS 45 JOINER TOP

NOTE:
FOR ALL MODULE & COMPONENT CONNECTION DETAILS
REFER TO UMBS CONNECTION MANUAL DET01

ALL JOISTS ARE SPACED 600 CENTERS
ALL RAFTERS ARE SPACED 900 CENTERS.

RevID	Change Name	Date
A	INITIAL REVISION	JULY 2019



M.G. BJORNSSON 马大伟
sivil arkitekt MNAL-FAI
5 CASSANDRA STREET BRISBANE 4123
magnus@goevolve.com.au
0434 199 011

**MODULAR FRAMING SYSTEM
45° CONNECTION**

BUILDER:

PATENT No. ZL 2014 1 0041096.6
UNAUTHORISED USE OF THESE PLANS CONSTITUTES A BREACH OF THE COPYRIGHT ACT AND
MAKES YOU LIABLE FOR SIGNIFICANT DAMAGES.
ALL DRAWINGS ARE COPYRIGHT OF MAGNUS G. BJORNSSON AND MAY NO BE USED OR
MODIFIED WITHOUT WRITTEN AUTHORITY

DRAWING NAME
FRAME COMPONENTS

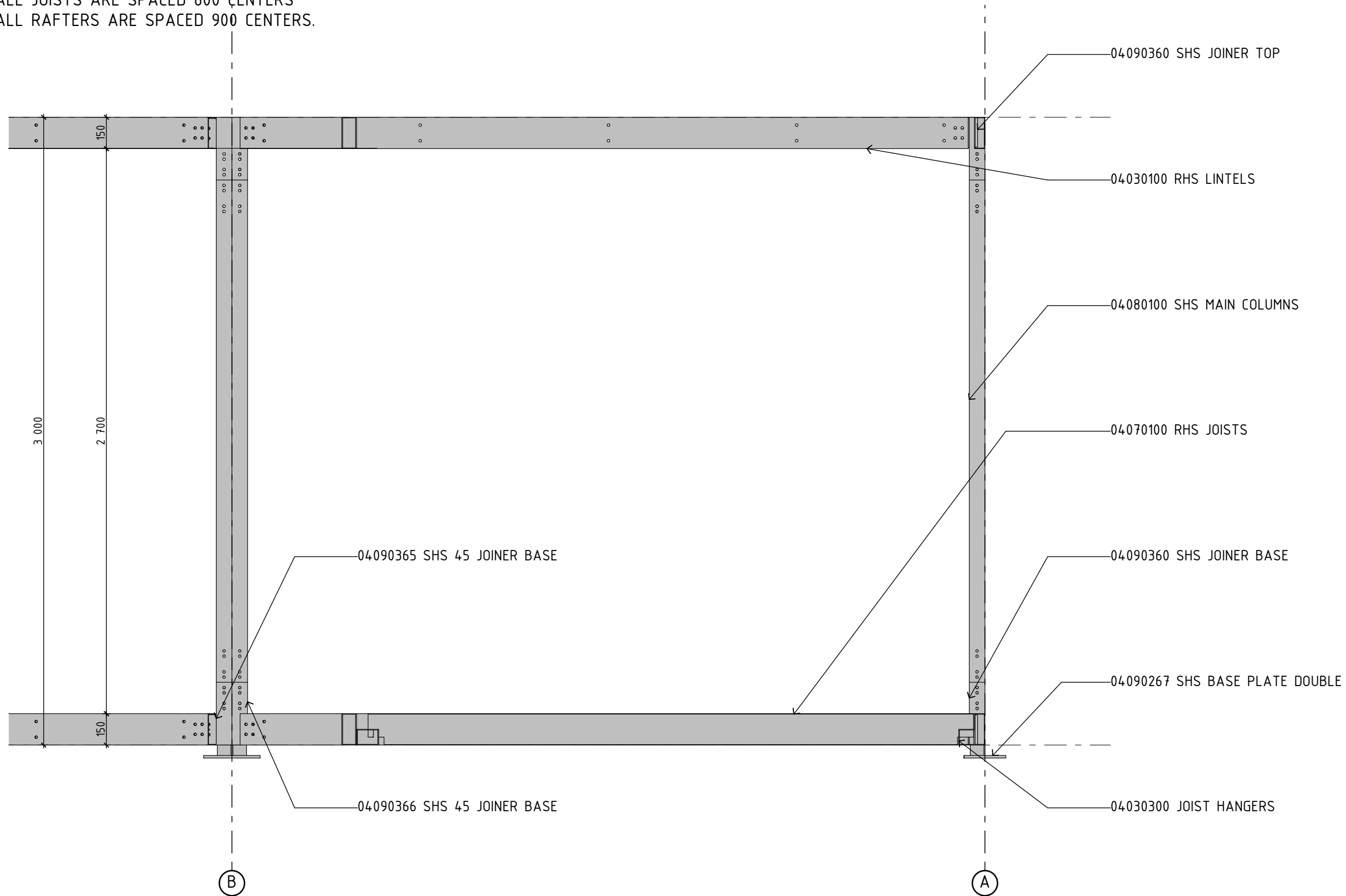
DRAWN: MW DATE: 2019 07

SCALE:
1:50, 1:1

DRAWING No. REVISION
020719-02 A

NOTE:
FOR ALL MODULE & COMPONENT CONNECTION DETAILS REFER
TO UMBS CONNECTION MANUAL DET01

ALL JOISTS ARE SPACED 600 CENTERS
ALL RAFTERS ARE SPACED 900 CENTERS.



RevID	Change Name	Date
A	INITIAL REVISION	JULY 2019

 **M.G. BJORNSSON** 马伟
sivil arkitekt MNAL-FAI
5 CASSANDRA STREET BRISBANE 4123
magnus@goevolve.com.au
0434 199 011

**MODULAR FRAMING SYSTEM
45° CONNECTION**

BUILDER:

PATENT No. ZL 2014 1 0041096.6
UNORTHORISED USE OF THESE PLANS CONSTITUTES A BREACH OF THE COPYRIGHT ACT AND
MAKES YOU LIABLE FOR SIGNIFICANT DAMAGES.
ALL DRAWINGS ARE COPYRIGHT OF MAGNUS G. BJORNSSON AND MAY NO BE USED OR
MODIFIED WITHOUT WRITTEN AUTHORITY

DRAWING NAME

SECTION

DRAWN: **MW** DATE: **2019 07**

SCALE:

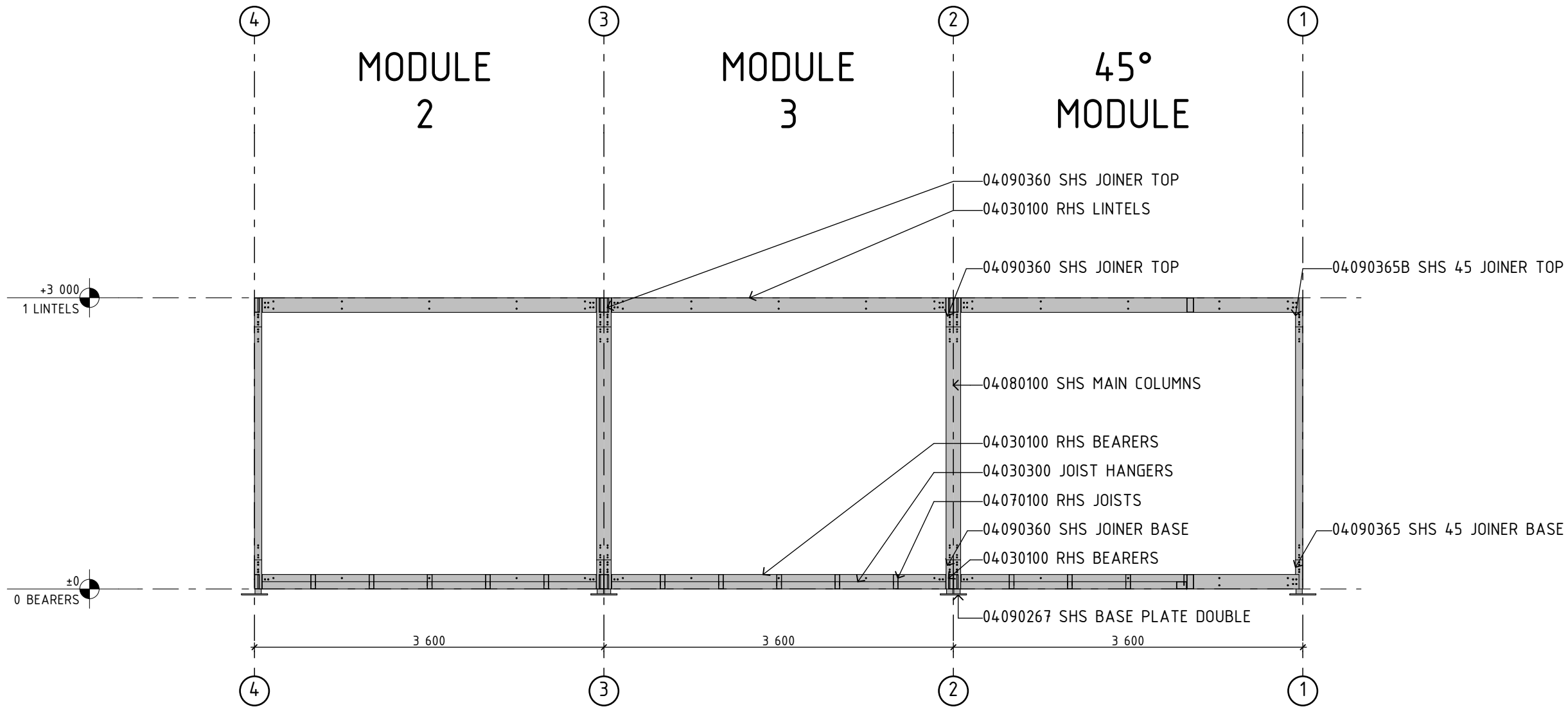
1:20 **1:20**

DRAWING No. REVISION

020719-03 **A**

NOTE:
 FOR ALL MODULE & COMPONENT CONNECTION DETAILS REFER
 TO UMBS CONNECTION MANUAL DET01

ALL JOISTS ARE SPACED 600 CENTERS
 ALL RAFTERS ARE SPACED 900 CENTERS.



RevID	Change Name	Date
A	INITIAL REVISION	JULY 2019

M.G. BJORNSSON 马伟
 sivil arkitekt MNAL-FAI
 5 CASSANDRA STREET BRISBANE 4123
 magnus@goevolve.com.au
 0434 199 011

**MODULAR FRAMING SYSTEM
 45° CONNECTION**

BUILDER:

PATENT No. ZL 2014 1 0041096.6
 UNORTHORISED USE OF THESE PLANS CONSTITUTES A BREACH OF THE COPYRIGHT ACT AND
 MAKES YOU LIABLE FOR SIGNIFICANT DAMAGES.
 ALL DRAWINGS ARE COPYRIGHT OF MAGNUS G. BJORNSSON AND MAY NO BE USED OR
 MODIFIED WITHOUT WRITTEN AUTHORITY

S-01 SECTION GRID A 1:50

DRAWING NAME
SECTION

DRAWN: MW DATE: 2019 07

SCALE:
1:50

DRAWING No. REVISION
020719-04 A